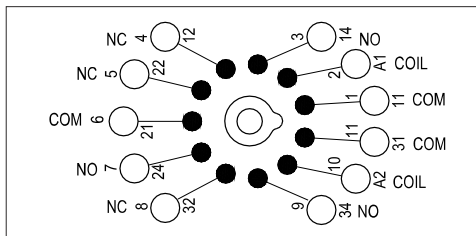


S11D

Only
38 mm
WIDE

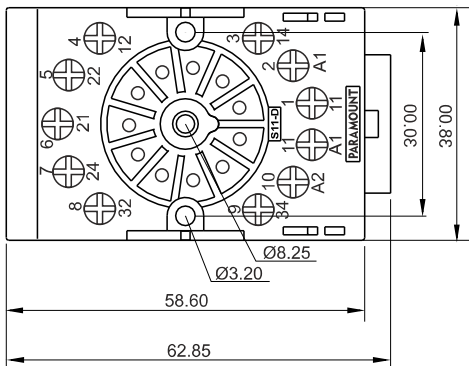
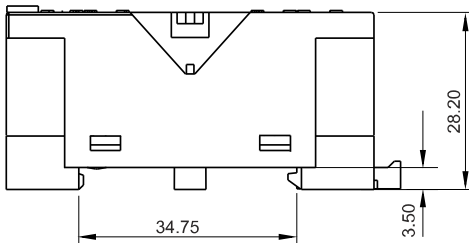
Socket for P3 3c/o Relay
DIN Rail or Panel Mountable

Wiring diagram



Dimensions

in mm



Specifications

Poles 3 Change Over Contact (11pins)
Nominal load : 10A / 250V

Insulation: Di-electric strength, 1minute
Between contact and coil 2.5 KV
Between all terminals and DIN Rail 2.5 KV
Between adjacent terminals 2.5 KV

Max. screw torque 0.5 Nm
Screw dimensions M3, Pozi

Wire in-lets capacity:
Solid Wire 4sq mm or 2 x 2.25 mm
Multi core 22 14 AWG
Ferrule tip terminals 4 mm sq

Weight Approx. 47 gms.

Other Aspects

DIN Rail / Panel Mountable
EN / DIN Sequential Numbering according to EN 60947 & IEC 61810
Integrated Relay Hold Down Clip
Removable White Marking Label
Hard Brass Tin Plated Terminals
Brass Tin Plated Screws

Approvals

